



Welcome!

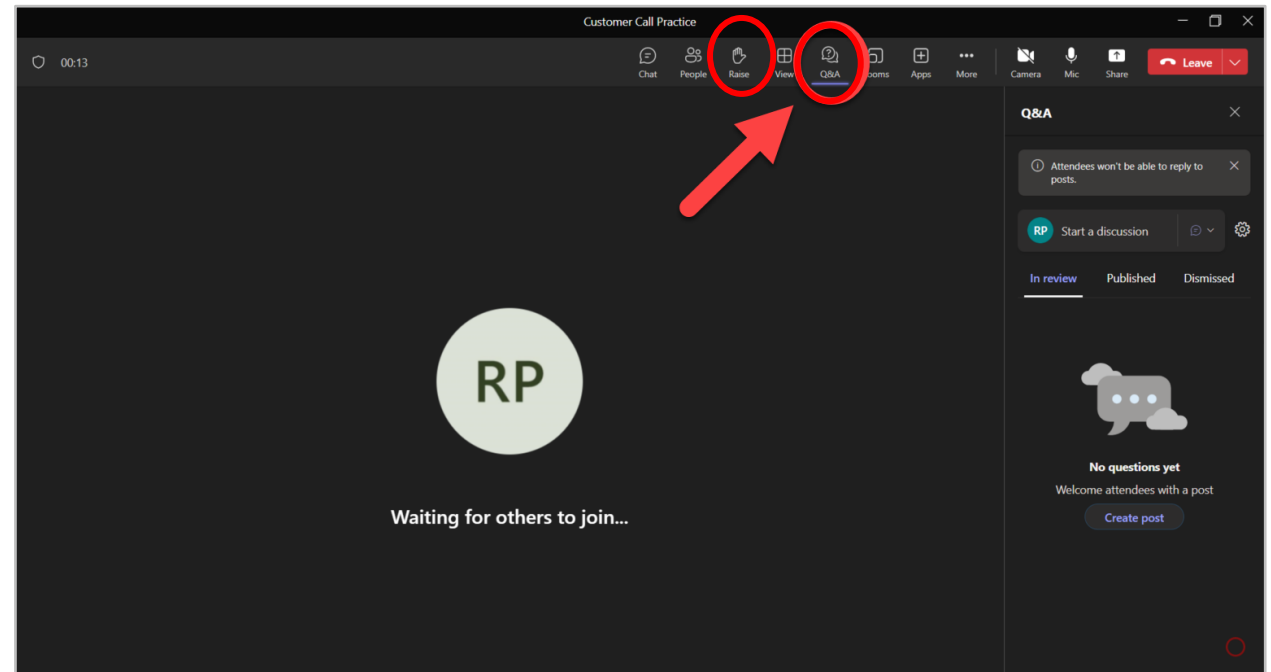
Participants will be in “listen only” mode throughout the presentation.

You do not have to advance the slides; they will be advanced by the facilitator.

Questions will be at the end of the presentation. If you have any questions, you can:

- Utilize the ‘Q&A’ feature to submit a written question
- Utilize the ‘Raise Your Hand’ feature and wait for your microphone to be enabled by the facilitator

Thank you for your patience; we will begin shortly!





Columbia Pipelines Monthly Customer Update

APRIL 23, 2026






SAFETY MOMENT

April is National Safe Digging Month. This is a reminder that digging without locating utility lines causes injuries, loss of life, and property damage each year. This damage can also lead to outages and fines. Every dig requires contacting the 811 Center in your state.

As part of our mission to promote public safety, PHMSA reminds everyone to always exercise the utmost caution as you plan and perform excavation projects (including small home projects). Always contact 811 before you dig. Safety is in your hands. Every Dig. Every Time.

Please scan the QR code or visit <https://811beforeyoudig.com/> for more information.



SAFETY IN EVERY STEP
ENERGY IN EVERY ACTION >>>



Agenda

TCO Storage Update

Spencer Storey – Operations Planning

Construction & Maintenance

Dillon Schoolcraft – Customer Services

News from Customer Services

Jonah Skiles – Customer Services

Cindy Woomer – Manager, Customer Services

--- Intermission ---

CGT Maintenance Timeline

Tyler Anderson – Operations Planning

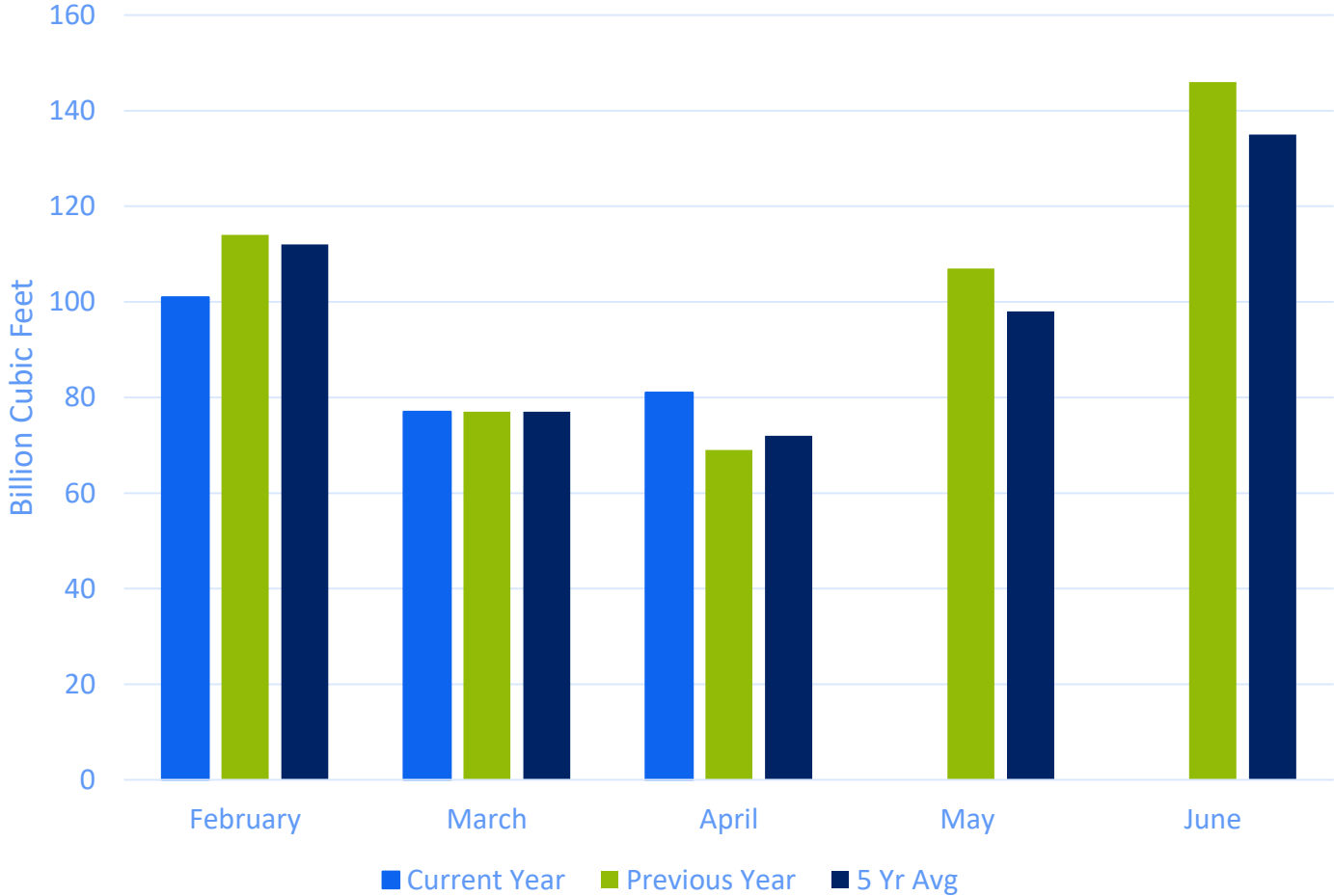


TCO Storage Update

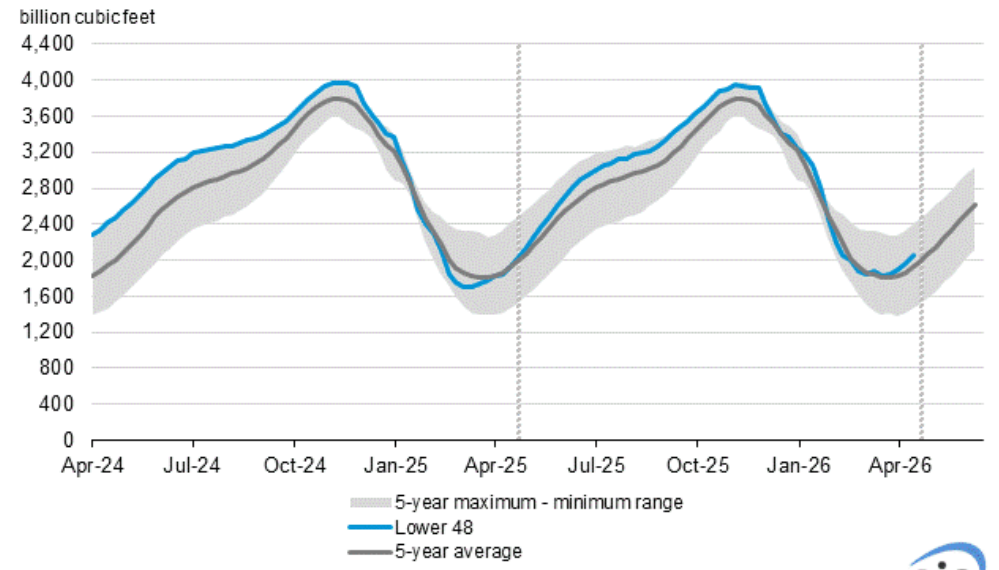
SPENCER STOREY – OPERATIONS PLANNING

TCO Storage Inventory & the EIA

Working Gas Levels as of April 15th, 2026



Working gas in underground storage compared with the 5-year maximum and minimum



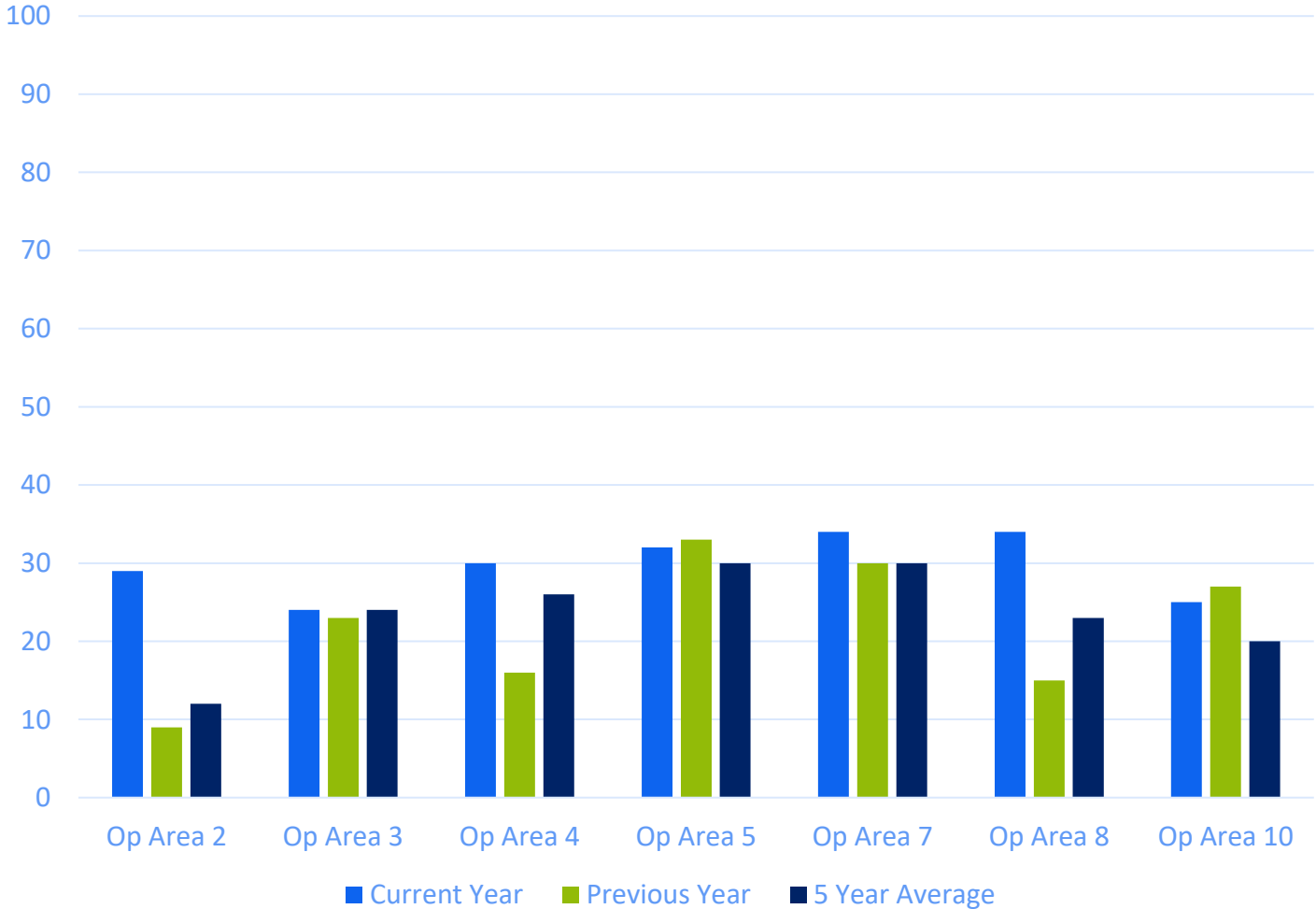
Data source: U.S. Energy Information Administration
 Note: The shaded area indicates the range between the historical minimum and maximum values for the weekly series from 2021 through 2025. The dashed vertical lines indicate current and year-ago weekly periods.

↑ **142** billion cubic feet more than previous year

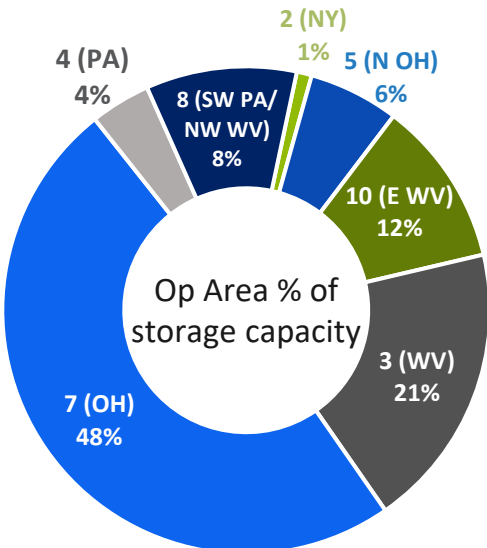
↑ **137** billion cubic feet more the five-year average

Storage Working Gas Inventory by Operating Area

Percent Working Gas Levels as of April 15th, 2026



Operating Area	Current % full	Difference from five-year avg.
2 (NY)	29%	16%
3 (WV)	24%	0%
4 (S Central PA)	30%	4%
5 (N OH)	32%	2%
7 (OH)	34%	3%
8 (SW PA/ NW WV)	34%	11%
10 (E WV)	25%	5%
TOTAL	31%	4%





FSS Reminders for Injection Season

- ❖ SCQ – Storage Contract Qty
- ❖ MDSQ – Maximum Daily Storage Qty
- ❖ MDIQ – Maximum Daily Injection Qty
 - ❖ 1/25th of MMIQ for April - October
- ❖ MMIQ – Maximum Monthly Injection Qty:

Month	MMIQ (percent of SCQ)
-------	-----------------------

April	15%
May thru July	20%
August	18%
September	13%

Inventory Requirements	
------------------------	--

June 30	No more than 60% of SCQ
August 31	No more than 85% of SCQ





Construction & Maintenance

DILLON SCHOOLCRAFT – CUSTOMER SERVICES

Upcoming TCO Maintenance

❖ Line 10110 Pigging

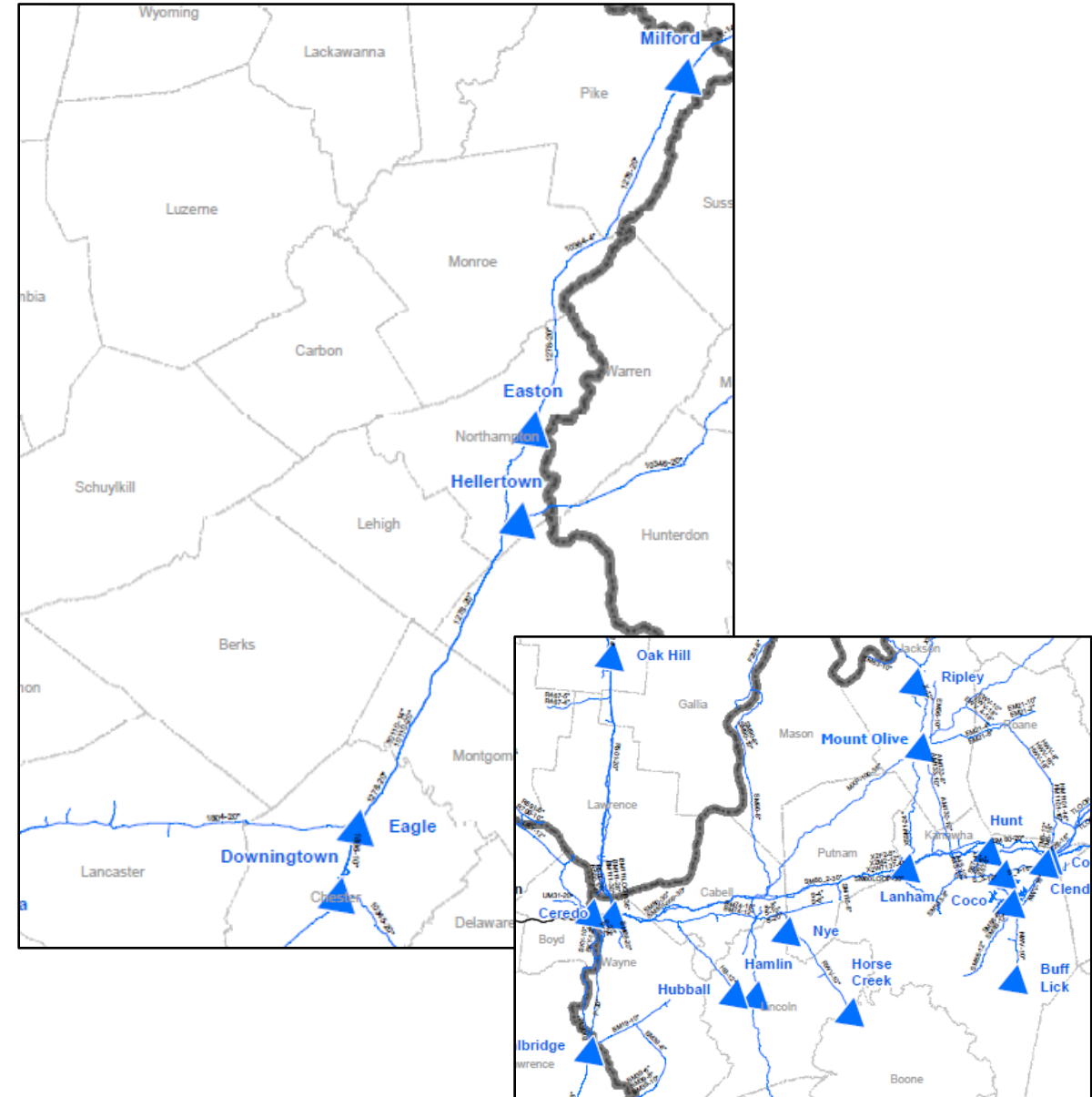
- ❖ May 6-8, 2026
- ❖ Pigging from Eagle to Hellertown
- ❖ At this time, non-Firm restrictions are anticipated through the EASTON, HELLHANO, DOWNEAST, and RUTSOUTH internal constraints

❖ Line 1278 Pigging

- ❖ May 12-21, 2026
- ❖ Pigging from Hellertown to Milrft
- ❖ Non-Firm restrictions are anticipated at Milford (B18) and through the EASTON, HELLHANO, DOWNEAST, and RUTSOUTH internal constraints

❖ SM-80 Loop Pipeline Maintenance

- ❖ May 18 – June 6, 2026
- ❖ Pipeline Maintenance West of Saunders Creek
- ❖ Temporary Internal Constraint Ceredo West MA19 (CEREWEST) will be activated ahead of the maintenance.
- ❖ At this time, non-firm restrictions are anticipated through CEREWEST, LEACHSEG, and NORTKENT.



Upcoming CGT Maintenance

❖ Alexandria Compressor Station Maintenance

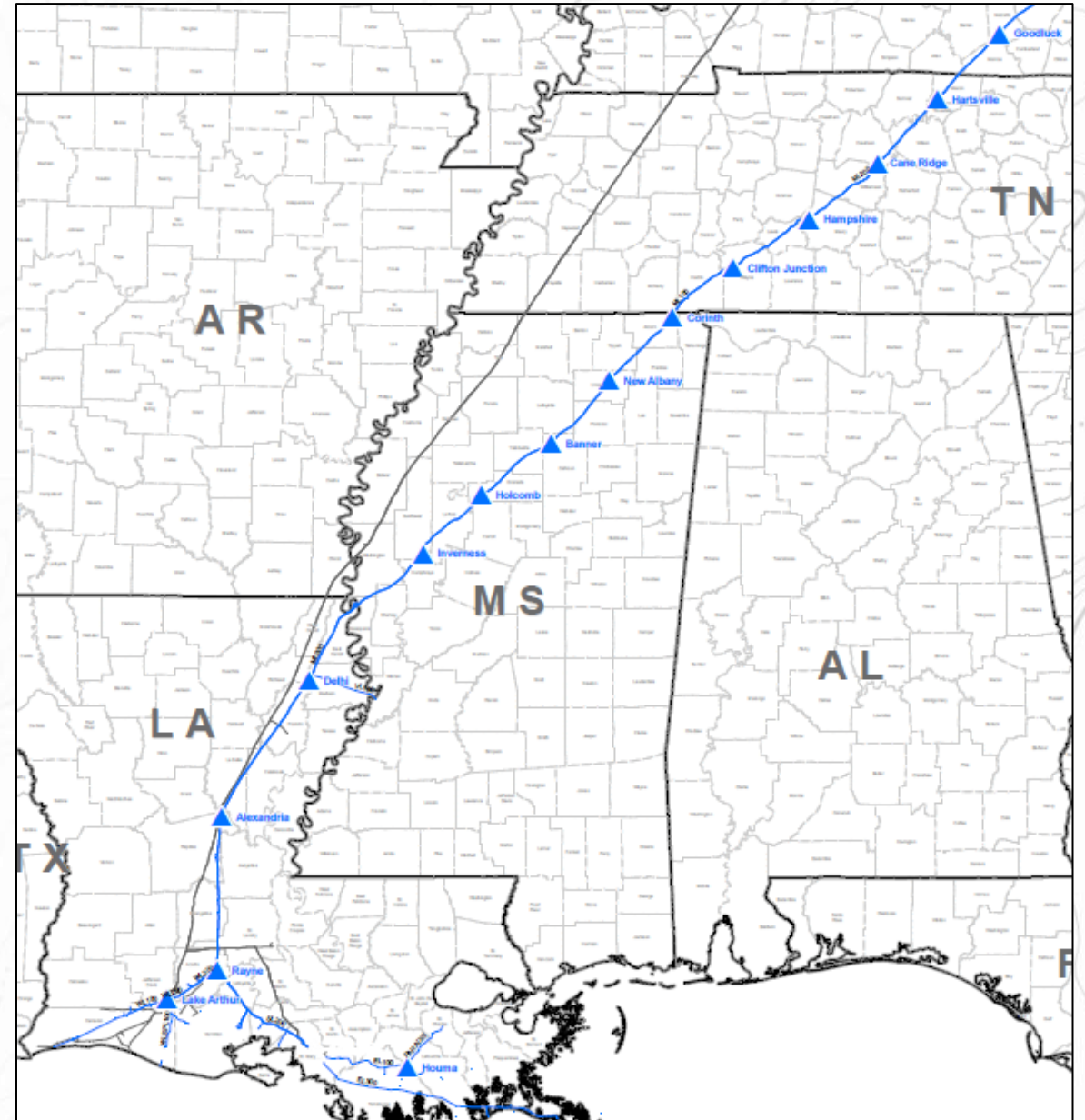
- ❖ May 5-7, 2026
- ❖ Network Integrity Upgrade
- ❖ Backhaul Capacity through AlexSEG will be reduced to 2,325,000 Dth/d

❖ Goodluck Compressor Station Maintenance

- ❖ May 5-15, 2026
- ❖ Unit 2302 C&M Testing & Turbo Exhaust Maintenance
- ❖ Backhaul Capacity through HartSEG will be reduced to a level between 2,200,000 – 2,400,000 Dth/d

❖ Onshore Compressor Station Maintenance

- ❖ Lake Arthur (May 12-25, 2026)
 - ❖ Cameron (4246) Delivery Capacity 550,000 - 750,000 (Primary Only)
- ❖ Golden Meadow (May 13-14, 2026)
 - ❖ Backhaul Capacity through EL300SEG will be reduced to 350,000 Dth/d

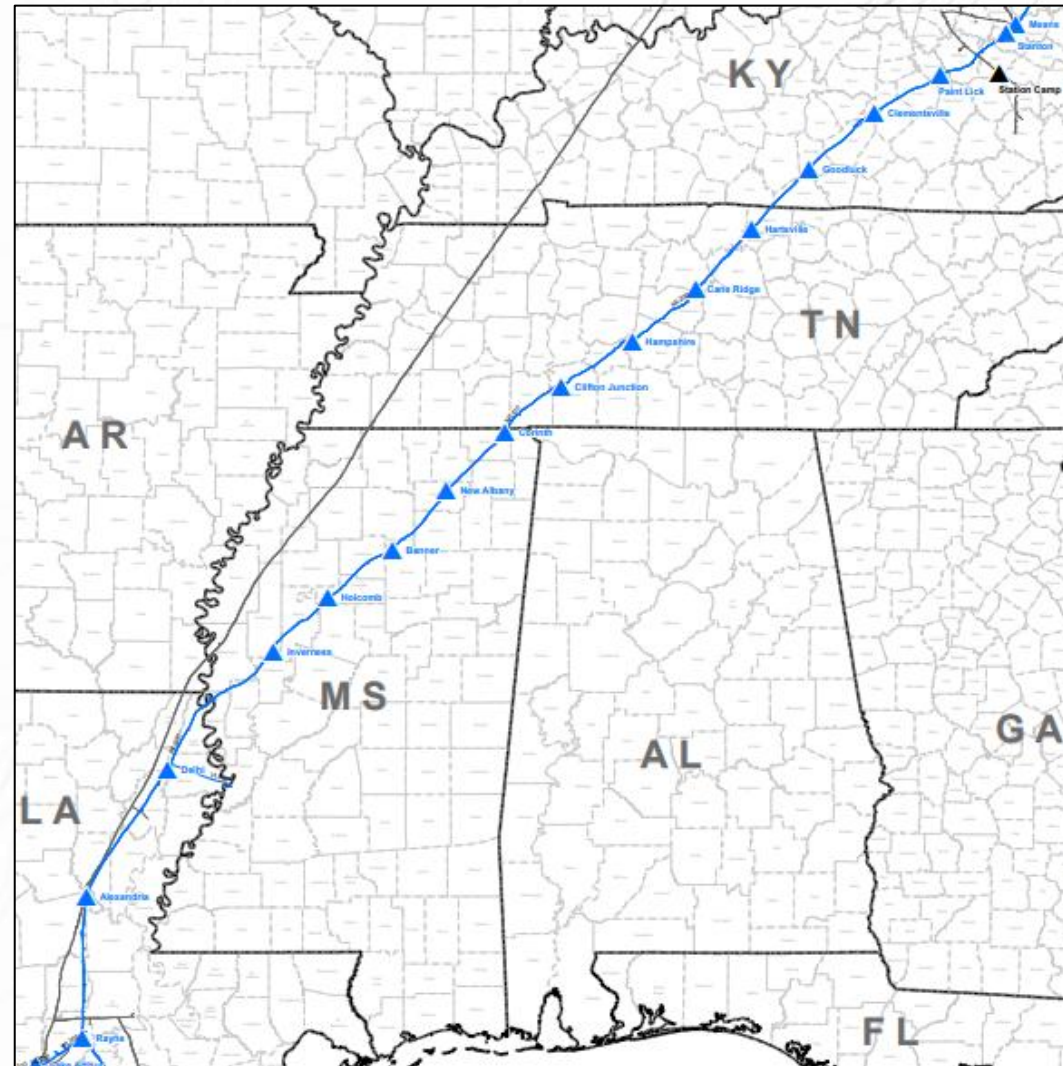


Upcoming CGT Maintenance

- ❖ **Red Mountain Compressor Station Maintenance**
 - ❖ May 19 & 21, 2026
 - ❖ Unit 2901 & 2902 4k / 8k hour inspections
 - ❖ Backhaul Capacity through AlexSEG will be reduced to 2,375,000 Dth/d

- ❖ **Holcomb & Inverness Compressor Station Maintenance**
 - ❖ May 19-22, 2026
 - ❖ Backhaul Capacity through InvrnSEG will be reduced to a level between 2,225,000 – 2,375,000 Dth/d

- ❖ **Mainline-200 Pigging**
 - ❖ May 30 – June 6, 2026
 - ❖ Pigging from Leach (801) to Stanton Compressor Station
 - ❖ Backhaul Capacity through StanSEG will be reduced to a level between 1,850,000 - 2,050,000 Dth/d





News from Customer Services

JONAH SKILES – CUSTOMER SERVICES

CINDY WOOMER – MANAGER, CUSTOMER SERVICES

TC eConnects Angular Upgrade

- ❖ Major upgrade of the application's underlying technology framework
- ❖ Upgrade makes the system current on all security standards and compliance expectations
- ❖ Updated layout is more compact and information dense
- ❖ More consistent across different screen sizes and devices
- ❖ Utilizes unique coloring for each asset

Individual asset coloring

More data fit to each page

The screenshot displays the 'Nomination Matrix' in a 'Pre Scheduling View'. The table lists various assets with columns for Code, Name, Dir of Flow, Gross Capacity, Net Capacity, Posting Method, Prior Cycle Sched Qty, Total Nom Qty, Total Prelim Nom Qty, Incre... Qty, Over Gross, Over Net, Constraint Cut Qty, Non Constraint Cut Qty, Balancing Cuts, Total Cut Qty, Loc Sched Qty, EPSQ, Remaining Capacity Dth, and Restricti... The table is color-coded by asset, and the layout is compact, fitting more data on the page. A blue arrow points to the 'Individual asset coloring' text, and another blue arrow points to the 'More data fit to each page' text.

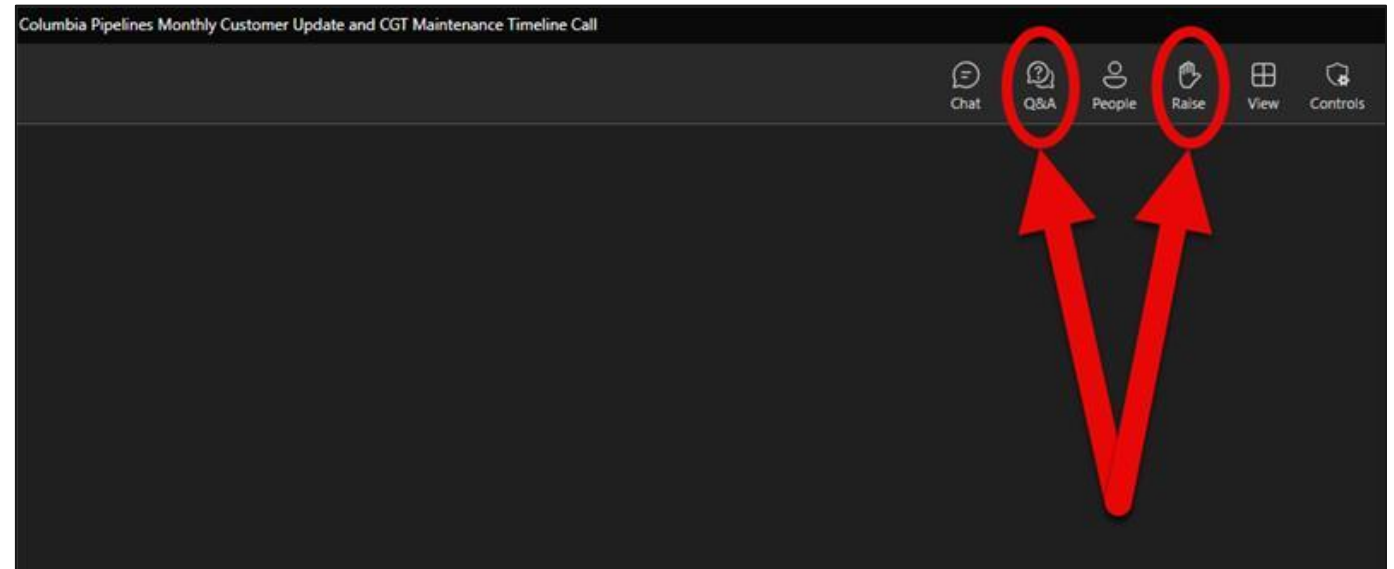
Code	Name	Dir of Flow	Gross Capacity	Net Capacity	Posting Method	Prior Cycle Sched Qty	Total Nom Qty	Total Prelim Nom Qty	Incre... Qty	Over Gross	Over Net	Constraint Cut Qty	Non Constraint Cut Qty	Balancing Cuts	Total Cut Qty	Loc Sched Qty	EPSQ	Remaining Capacity Dth	Restricti...
100	NEW JERSE...	D	80,000	80,000	Total	0	0	0	0	0	0	0	0	0	0	0	0	80,000	
100CARL	CITY OF CA...	D	2,300	2,300	Total	0	0	0	0	0	0	0	0	0	0	0	0	2,300	
107	DELMARVA ...	D	180,950	180,950	Total	0	0	0	0	0	0	0	0	0	0	0	0	180,950	
109	SOUTH JER...	D	324,825	324,825	Total	0	0	0	0	0	0	0	0	0	0	0	0	324,825	
11	CENTRAL H...	D	24,130	24,130	Total	0	0	0	0	0	0	0	0	0	0	0	0	24,130	
118-4	NORTHEAST...	D	371	371	Total	0	0	0	0	0	0	0	0	0	0	0	0	371	
118-5	NORTHEAST...	D	3,885	3,885	Total	0	0	0	0	0	0	0	0	0	0	0	0	3,885	
118-8	NORTHEAST...	D	1,885	1,885	Total	0	0	0	0	0	0	0	0	0	0	0	0	1,885	
12	CHARLOTTE...	D	45,540	45,540	Total	0	0	0	0	0	0	0	0	0	0	0	0	45,540	
13-10	DUKE OHIO ...	D	500,000	500,000	Total	0	0	0	0	0	0	0	0	0	0	0	0	500,000	
134-3	BRIGHT ENE...	D	994	994	Total	0	0	0	0	0	0	0	0	0	0	0	0	994	
134-8	OHIO CUMB...	D	6,784	6,784	Total	0	0	0	0	0	0	0	0	0	0	0	0	6,784	
14	DUKE OHIO - 6	D	222,862	222,862	Total	0	0	0	0	0	0	0	0	0	0	0	0	222,862	
15	KIDN Claysville	D	2,270	2,270	Total	0	0	0	0	0	0	0	0	0	0	0	0	2,270	
17-15	COL GAS OF...	D	127,968	127,968	Total	0	0	0	0	0	0	0	0	0	0	0	0	127,968	
17-16	COL GAS OF...	D	19,645	19,645	Total	0	0	0	0	0	0	0	0	0	0	0	0	19,645	
18-10	COL GAS OF...	D	90,042	90,042	Total	0	0	0	0	0	0	0	0	0	0	0	0	90,042	
18-11	COL GAS OF...	D	14,754	14,754	Total	0	0	0	0	0	0	0	0	0	0	0	0	14,754	
18-12	COL GAS OF...	D	282,533	282,533	Total	0	0	0	0	0	0	0	0	0	0	0	0	282,533	
19-26	COL GAS OF...	D	11,195	11,195	Total	0	0	0	0	0	0	0	0	0	0	0	0	11,195	
19-27	COL GAS OF...	D	32,637	32,637	Total	0	0	0	0	0	0	0	0	0	0	0	0	32,637	
19-32	COL GAS OF...	D	3,110	3,110	Total	0	0	0	0	0	0	0	0	0	0	0	0	3,110	
19E	COL GAS M...	D	51,794	51,794	Total	0	0	0	0	0	0	0	0	0	0	0	0	51,794	
2	ARLINGTON ...	D	2,810	2,810	Total	0	0	0	0	0	0	0	0	0	0	0	0	2,810	
21	NYSEG OP-02	D	147,941	147,941	Total	0	0	0	0	0	0	0	0	0	0	0	0	147,941	
22	COL GAS O...	D	123,686	123,686	Total	0	0	0	0	0	0	0	0	0	0	0	0	123,686	
23-1	COL GAS O...	D	915,445	915,445	Total	0	0	0	0	0	0	0	0	0	0	0	0	915,445	



Q&A

If you have any questions, you can:

- ❖ Utilize the 'Q&A' feature on this Teams presentation to submit a written question
- ❖ Utilize the 'Raise Your Hand' feature on this Teams presentation and wait for your microphone to be enabled by the facilitator
- ❖ Direct questions to your Customer Services and/or Marketing Representative following today's call





Mark your calendar for next month's call:
Columbia Pipelines Monthly Customer Update
Thursday, May 21st @ 2:30 ET/ 1:30 CT

Additional questions or comments?
Email: cindy_woomer@tcenergy.com