



Northern Border Pipeline Company

Pool Training Overview

October 2024





Customer Training Objectives

1. Enter nominations to/from your pool by coordinating with your counterparties
 2. View supply and market nominations on the Pool Balances screen and apply ranking
 3. Test results of how rankings at pools are applied when cuts are made
 4. View supply and market nominations at your TP on the Confirmation screen.
 5. Apply cuts on the Confirmation screen to your TPs.
-

How can you better understand the new pooling process?

- Northern Border has created a learning region (link below) for customers to experience and get acquainted with the upcoming changes to the pooling process.
 - <https://ebb-test.tceconnects.com/trapp/#/login>
- Customer should use the same credentials in the Training Region that is used for production
- Customers will be able to see the results of applied ranking and cuts at each cycle. Cycles will run and mimic Production.
- EDI and Nomination Upload features have been applied to the Training Region.
- How are the counterparty nominations entered to/from your pool?
 - *Please contact your counterparty and request them to enter nomination to/from your pool. This will also allow them to get acquainted with the changes. If they are unable to enter the nominations, your customer service representative can assist with entering the nominations.*
- What screens should customers get familiar with?
 - *The Pool Balance and Confirmation screens.*

Rules and Examples

Pooling Rules

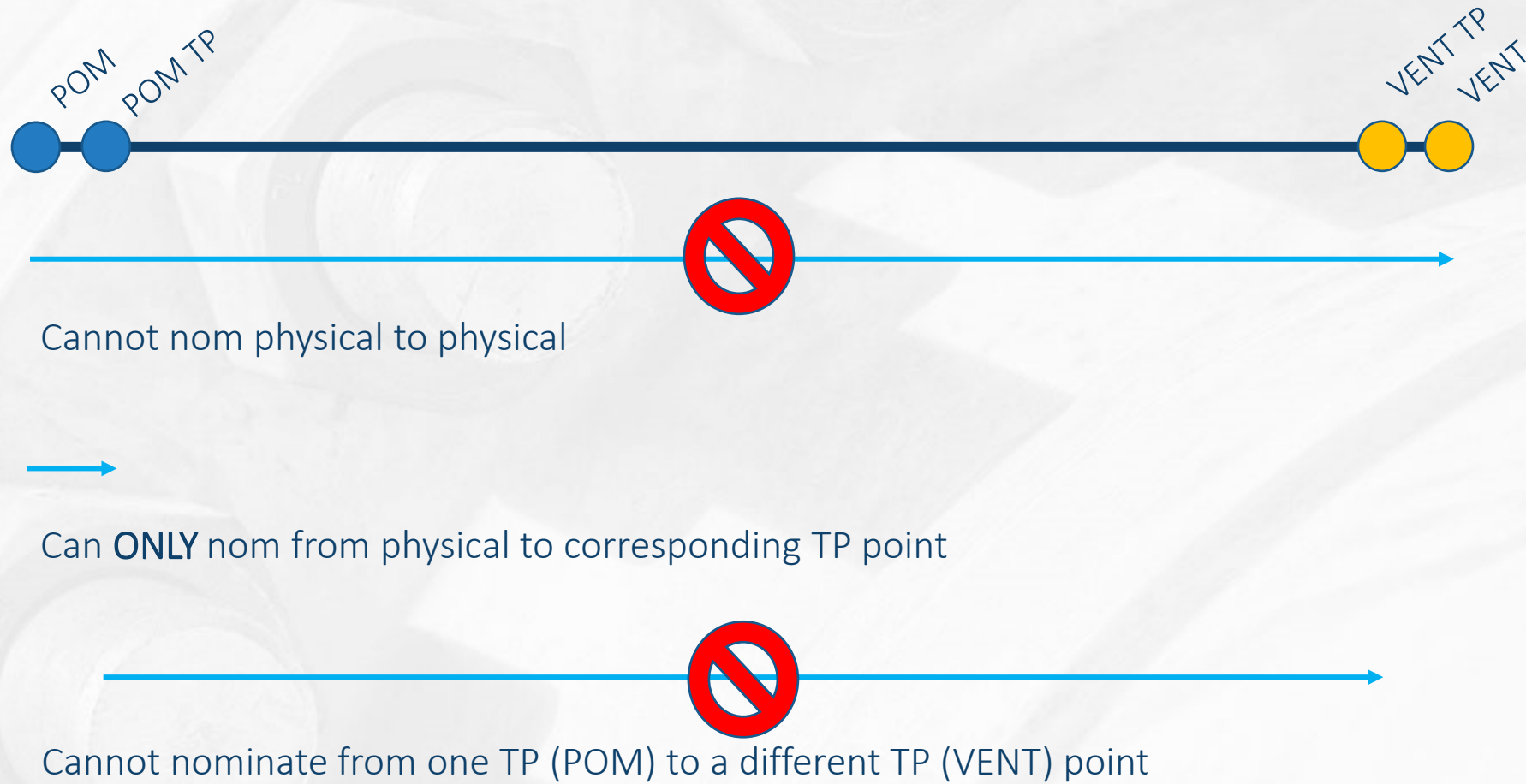
- Must reference a valid XTT1 contract when sourcing from/delivering to a TP
- Nominations **can** be made into other shippers' TP using a Transport contract
- Nominations **cannot** be made into another shipper's TP using your own XTT1 contract
- The same XTT1 reference **cannot** be used on both the Up and Dn K at the same TP location

No changes to location of Transfer Points(TP)

No changes to fuel/commodity

Pooling Examples

Examples of activity in and out of a TP using a XTT1 Contract.



Up/Dn K Reference Examples

Examples of activities in and out of a TP and what contract type must be referenced



1. Receipts to Pool: POM > POM TP (XTT1 Contract)
U/S K – Any
D/S K – XTT1



2. Pool to Pool: POM TP > POM TP
U/S K – XTT1
D/S K – XTT1

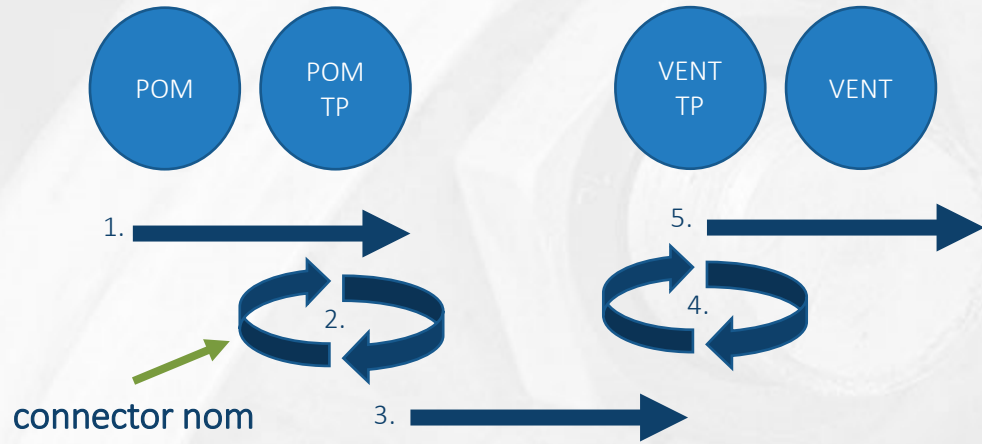
3. Deliveries from Pool: POM TP > VENT TP (T-1 Contract)
U/S K – XTT1
D/S K – XTT1

4. Deliveries from Pool: VENT TP > VENT (XTT1 Contract)
U/S K – XTT1
D/S K – Any

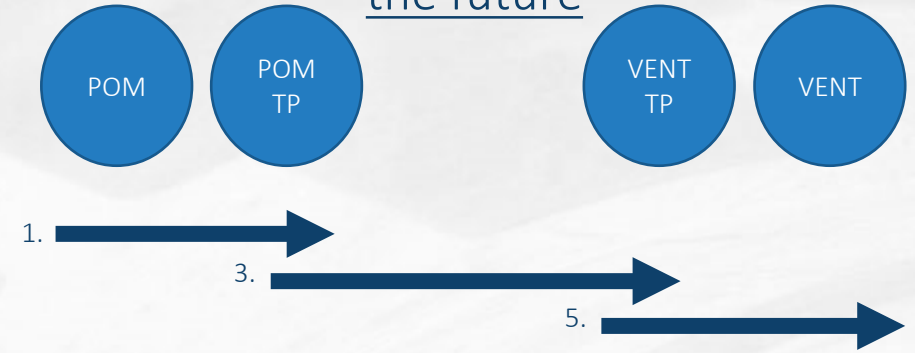
NOTE: The physical and corresponding TP point are located at the same point

Today vs. Tomorrow

How it works today



How it will work in the future



BRGAS	K	Rate Sch	Act Cd	Rec	Up K	Rec Qty	Del	Del Qty
1	101101	XTT1	1	POM	321123	171	POMTP	171
2	101101	XTT1	300	POMTP	101101	171	POMTP	171
3	220220	T-1	1	POMTP	101101	171	VENTTP	171
4	101101	XTT1	292	VENTTP	220220	167	VENTTP	167
5	101101	XTT1	4	VENTTP	101101	10,000	VENT	10,000

BRGAS	K	Rate Sch	Act Cd	Rec	Up K	Rec Qty	Del	Del Qty
1	101101	XTT1	1	POM	321123	171	POMTP	171
2	101101	XTT1	300	POMTP	101101	171	POMTP	171
3	220220	T-1	1	POMTP	101101	171	VENTTP	171
4	101101	XTT1	292	VENTTP	220220	167	VENTTP	167
5	101101	XTT1	4	VENTTP	101101	10,000	VENT	10,000

Nomination Example – How does it work?

SHIPPER 1

Svc Req: B&R Gas Co.
 XTT1 K: 103101
 Transport K: 103999

SHIPPER 2

Svc Req: IOP, LLC
 XTT1 K: 108123
 Transport K: 108987

SHIPPER 3

Svc Req: MVA MKG
 XTT1 K: 109612
 Transport K: 109145

1. B&R is supplying 60K from NNG-Ventura into their VENT TP

Contract	Act Cd	TT	Rec Loc	Up K	Up Name	Rec Qty (Nom)	Rec Qty (Sched)	Rec Rank	Del Loc	Dn K	Dn Name	Del Qty (Nom)	Del Qty (Sched)	Del Rank
103101 XTT1		1NM	VENTUR	ABC123	BRGAS	60,000	60,000	999	VENTURTP	103101	BRGAS	60,000	60,000	999

2. B&R sells 60K to IOP from their VENT TP. No connector nomination is entered by B&R



3. IOP enters a receipt nomination out of B&R's VENT TP and delivers into their VENT TP

Contract	Act Cd	TT	Rec Loc	Up K	Up Name	Rec Qty (Nom)	Rec Qty (Sched)	Rec Rank	Del Loc	Dn K	Dn Name	Del Qty (Nom)	Del Qty (Sched)	Del Rank
108123 XTT1		1NM	VENTURTP	103101	BRGAS	60,000	60,000	999	VENTURTP	108123	IOPLLC	60,000	60,000	999

4. IOP sells 60K to MVA from their VENT TP. No connector nomination is entered by MVA



5. MVA enters a nomination to buy gas out of IOP's VENT TP and transports to WillCo into ANR

Contract	Act Cd	TT	Rec Loc	Up K	Up Name	Rec Qty (Nom)	Rec Qty (Sched)	Rec Rank	Del Loc	Dn K	Dn Name	Del Qty (Nom)	Del Qty (Sched)	Del Rank
109145 T-1		1NM	VENTURTP	108123	IOPLLC	60,000	60,000	999	WILLCO	DEF456	MVAMKG	57,600	57,600	999

Pool Balance screen

How to Manage your Pools- Ranking

Pool Balancing Schedule (CST)		
Cycle	Pool Operator Rank Deadline	Pool Balancing Jobs Complete
TIMELY	1:00 PM	2:00 PM
EVENING	6:00 PM	7:00 PM
ID-1	10:00 AM	11:00 AM
ID-2	2:30 PM	3:30 PM
ID-3	7:00 PM	8:00 PM

When to Rank:

- Rankings must be entered before the start of the applicable cycle
- Erroneous nominations can be ranked the lowest (999) if pool is out of balance within the Pool Balance screen

Pool Balance Screen – View

Pool Balances X

Search

* Flow Date: 05/01/2024 * Service Requester: B&R Gas Co. Retrieve Clear

Svc Req K: 103101 Cycle: -- Select Cycle --

Out Of Balance Pools Only

By Location - Monthly Summary

Location	Up/Dn K	Beginning Cumulative Imbalance	Monthly Receipts to Pool	Monthly Deliveries from Pool	Imbalance Qty	Ending Cumulative Imbalance	
VENTURTP	103101	0	0	60,000	0	60,000	Month View Day View
KILDERTP	111222	0	7,083	0	0	7,083	Month View Day View

Monthly Summary: Displays totals of all TPs
One-Day Summary: Search data by cycle and displays where noms have been entered

- Filter to specific contract
- Navigate to Monthly or Daily View
- Filter by Out-of-Balance Pool Only

Pool Balances X Pool Balances: VENTURTP-2024-05 X

By Month (Starting Imbalance: 0)

Date	Up/Dn K	Receipt To Pool Qty	Monthly Unpark Qty	Delivery From Pool Qty	Monthly Park Qty	Imbalance Qty	Cumulative Imbalance Qty	
05/01/2024	103101	60,000	0	0	0	60,000	60,000	Day View
05/02/2024	103101		0		0			Day View
05/03/2024	103101		0		0			Day View
05/04/2024	103101		0		0			Day View
05/05/2024	103101		0		0			Day View
05/06/2024	103101		0		0			Day View
05/07/2024	103101		0		0			Day View
05/08/2024	103101		0		0			Day View
05/09/2024	103101		0		0			Day View
05/10/2024	103101		0		0			Day View

Monthly View: Displays totals each GD for a given month

- Quick view of totals in and out of Pool

Pool Balances X Pool Balances: VENTURTP-103101 2024-05-01 X

Actions

Action: Choose Additional Filter(s): Apply through the end of the month Clear Submit

Summary

Opening Balance	0
Receipts to Pool	60,000
Deliveries from Pool	0
Net Pool Balance	0
Closing Balance	60,000

By Day - Receipts to Pool

Svc K	Act Cd	Dn K	Cycle	Service Requester	Rec Loc	Up K	Up Name	Del Loc	Del Nom Qty	Del Sched Qty	Rank	Packag e Id	Reductions By This Pool	Reductions By Other Pools
103101		103101	ID3	BRGAS	VENTUR	ABC123	BRGAS	VENTURTP	60,000	0	500		0	0

By Day - Deliveries from Pool

Svc K	Act Cd	Up K	Cycle	Service Requester	Rec Loc	Dn K	Dn Name	Del Loc	Rec Nom Qty	Rec Sched Qty	Rank	Packag e Id	Reductions By This Pool	Reductions By Other Pools
No Records Found.														

Daily View: Breaks down by activity Receipts-to-Pool and Deliveries-from-Pool

- Pool Operator Ranking

Pool Balance Screen – Rank

Pool Balances X Pool Balances: VENTURTP-103101 2024-05-01 X

Actions

Action Choose Additional Filter(s) Apply through the end of the month Clear Submit

Summary

By Day - Receipts to Pool														
Svc K	Act Cd	Dn K	Cycle	Service Requester	Rec Loc	Up K	Up Name	Del Loc	Del Nom Qty	Del Sched Qty	Rank	Packag e Id	Reductions By This Pool	Reductions By Other Pools
103101	1	103101	ID3	BRGAS	VENTUR	ABC123	BRGAS	VENTURTP	60,000	0	500		0	0
0														

By Day - Deliveries from Pool

Svc K	Act Cd	Up K	Cycle	Service Requester	Rec Loc	Dn K	Dn Name	Del Loc	Rec Nom Qty	Rec Sched Qty	Rank	Packag e Id	Reductions By This Pool	Reductions By Other Pools
No Records Found.														
0														

Apply through the end of the month: Applies rankings from the cycle entered through the month's end

- Checked by default

Pool Balances X Pool Balances: VENTURTP-103101 2024-05-01 X

Actions

Action Choose Additional Filter(s) Apply through the end of the month Clear Submit

Summary

By Day - Receipts to Pool														
Svc K	Act Cd	Dn K	Cycle	Service Requester	Rec Loc	Up K	Up Name	Del Loc	Del Nom Qty	Del Sched Qty	Rank	Packag e Id	Reductions By This Pool	Reductions By Other Pools
103101	1	103101	ID3	BRGAS	VENTUR	ABC123	BRGAS	VENTURTP	60,000	0	500		0	0
0														

By Day - Deliveries from Pool

Svc K	Act Cd	Up K	Cycle	Service Requester	Rec Loc	Dn K	Dn Name	Del Loc	Rec Nom Qty	Rec Sched Qty	Rank	Packag e Id	Reductions By This Pool	Reductions By Other Pools
101011	2	103101	ID3	BRGAS	VENTUR	Undisclosed	Undisclo...	Undisclosed	60,000	0	500		0	0
0														

Proprietary Information: Hides undisclosed party and contract information from operator

Pool Balance Screen – Rank

TSF: 021632583 Svc Req: 021632583
 TSP Name: Northern Border Pipeline Company Svc Req Name: Northern Border Pipeline Company

Nomination Matrix × Pool Balances × Pool Balances: PORTMOTP-102172-2024-06-06-ID2 ×

Actions

Action: [Dropdown] Choose Additional Filter(s) Apply through the end of the month Clear Submit

By Day - Receipts to Pool														
Svc K	Act Cd	Dn K	Cycle	Service Requester	Rec Loc	Up K	Up Name	Del Loc	Del Nom Qty	Del Sched Qty	Rank	Package Id	Reductions By This Pool	Reductions By Other Pools
111000		3	111000	ID2	BRGAS	PORTMO	123123	BRGAS	PORTMOTP	100	100	500		0
										200	200			

By Day - Deliveries from Pool														
Svc K	Act Cd	Up K	Cycle	Service Requester	Rec Loc	Dn K	Dn Name	Del Loc	Rec Nom Qty	Rec Sched Qty	Rank	Package Id	Reductions By This Pool	Reductions By Other Pools
222000	14	111000	ID2	TOGAS	PORTMOTP	222000	TOGAS	PORTMOTP	25	25	500		0	0
222000	15	111000	ID1	LAGAS	PORTMOTP	222000	LAGAS	VENTUR	80	80	400		0	0
										210	210			

System Messages

[10.246.192.125-06/06/2024 15:02:01.875 CDT] : Pooling ranks cannot be modified for flow date 06/06/2024 cycle window ID2.

When to Rank :

- Ranks must be entered before the nomination deadline
- Any updates to ranking during a cycle will be applied to the next cycle

Rank Example:

- Cycle ID 2
- Attempted to change rank at 3:02 and update is denied, but option to change rank for next cycle

• [10.246.192.125-06/06/2024 15:02:01.875 CDT] : Pooling ranks cannot be modified for flow date 06/06/2024 cycle window ID2.

Transfer Point Confirmation screen

How to Manage your Pools- Cut times

	Cut Schedule (CST)	
Nomination Cycle	20 Minute Cut Window	Confirmation Window
TIMELY	1:00 - 1:20 PM	2:00 - 4:30 PM
EVENING	6:00 - 6:20 PM	7:00 - 8:30 PM
ID-1	10:00 - 10:20 AM	11:00 AM - 12:30 PM
ID-2	2:30 - 2:50 PM	3:30 - 5:00 PM
ID-3	7:00 - 7:20 PM	8:00 - 9:30 PM

When to Cut:

- Make cuts within the 20-minute window or Confirmation Window

Extra Resources:

- Visit *TCeConnects* and go to NBPL Daily Operation Information page
 - [Columbia Gas Transmission \(TCO\) \(tceconnects.com\)](https://tceconnects.com)
- Click Cycle Indicators tab to see current cycle status

TP Confirmation Screen – Features

Confirmation X

Search

* Beg Date 05/01/2024 Prev Cycle Qty Prev Day Qty * Cycle TIM * Select A Location 96 locations selected

Actions

Confirmation Level With Up/Dn K Filter Hide Balancing Noms, Hide Zero Qty Noms

Submit

96 locations selected

- ABERDETP : Aberdeen TP
- ACKLEYTP : Ackley TP
- ALEXANTP : Alexander TP
- AMANATP : Amana TP
- ASTOTP : Astoria TP

Select A Location: Displays each location's TP

- All TP Locations are selected by default
- Click blue check to deselect all
- Search and Type-Ahead Functionality available

Confirmation X

Search

* Beg Date 05/01/2024 Prev Cycle Qty Prev Day Qty * Cycle TIM * Select A Location VENTURTP : Ventura TP

Actions

Confirmation Level With Up/Dn K Filter Hide Balancing Noms, Hide Zero Qty Noms

Submit

vent

VENTURTP : Ventura TP

Retrieve TP Confirmation: Displays selected TP(s)

- Lists contracts for TP(s) location
- Displays nominated QTY

Confirmation X

Search

* Beg Date 05/01/2024 Prev Cycle Qty Prev Day Qty * Cycle TIM * Loc/Loc Name Conf Status Retrieve Clear

Selected: VENTURTP PORTMOTP

Actions

Confirmation Level With Up/Dn K Filter Hide Balancing Noms, Hide Zero Qty Noms

Submit

VENTURTP - Ventura TP (1) X PORTMOTP X

Loc Cap Flow Ind R Loc Cap 999999999 Meas Vol Conf Req 021632583 / NBPL Conf Pty 021632583 / NBPL

6/4/2024, TIM Confirmation With Up/Dn K

K Flow	Up/Dn ID	Up/Dn Name	Up/Dn K	Svc Req	Svc Req Name	Svc Req K	Rt Schd	Prev Cycle Qty	Nominated Qty	Pre Sch Qty	Response Qty	Sch Qty	* RR	Time	EPSQ
D	22222...	BRGAS	111222	222222222	BRGAS	111222	XTT1		3,200	3,200	3200	3,200		mm/dd/yyyy	

TP Confirmation Screen – Levels

Confirmation ×

Search

* Beg Date Prev Cycle Qty Prev Day Qty

* Cycle * Loc/Loc Name

Actions

Confirmation Level Hide Balancing Noms, Hide Zero Qty Noms

- By Party
- By Svc Req K
- With Up/Dn K**
- By Activity

Confirmation Level: Displays nominations based on selected criteria

- **By Party:** alphabetically groups by shipper name
- **By Svc Req K:** numerically groups by svc contract
- **With Up/Dn K:** numerically groups by Up/Dn contract
- **By Activity:** numerically groups by activity code

Actions

Confirmation Level Hide Balancing Noms, Hide Zero Qty Noms

-
- Hide Balancing Noms
- Hide Zero Qty Noms

Filter:

- Hide Zero Qty Noms: selecting this setting hides all zero nominations

What does this mean for me when the change is implemented?

- Less nomination entries needed. Roughly, a **one-third reduction** in activities entered daily across NBPL
- Customers **must** pay special attention to rankings and rank accordingly; all nominations are ranked 500 by default
- “Connector” activity codes will be deactivated prior to launch
- Pool Operator will not be able to view undisclosed contract and party information
- Emails will still be sent to shippers with pools nominated out of balance prior to each nom deadline.
- Continue to nominate pools the current way through September 30 but must adopt the new process for Oct 1 forward
- All Nomination Imports and EDI files will need to be updated
- Cut Report is generated at the end of each cycle
 - **TIM:** 5pm, **EVE:** 9pm, **ID1:** 1pm, **ID2:** 5:30pm, **ID3:** 10pm

Additional Q&A

- **Q: When will the new pooling process go-live?**
 - *A: Tentative go-live date is November 1, 2024.*
- **Q: What if a new nom is entered last minute intraday? How will I be impacted?**
 - *A: If a new nomination entered on Intraday was scheduled and not cut (and the cycle has not yet flowed), pool operators are unable to cut due to EPSQ; however, operators can call customer service BEFORE gas has flowed to have the QTY brought down.*
- **Q: We can no longer control our Pool or who is able to nom out of our Pool. How do we control this?**
 - *A: Nominations to and from a Pool must be monitored for balancing at the location through the cycle. Cuts can be managed in the 20-minute confirmation window, and through ranking to assure that Pools are in balance.*
- **Q: Can another shipper supply my Pool?**
 - *A: Yes, with a transport contract (T-1).*
- **Q: Will I still be able to utilize the Nomination Reconciliation screen?**
 - *A: No, customers will use the Pool Balance screen to balance their pool.*
- **Q: Will I still receive out-of-balance notifications before the nomination deadline?**
 - *A: Yes, there will be no change to this process.*

Next Steps

- TCeConnects Training Environment October 1st
- Enter October nominations in production ~October 20th
- Go-Live November 1st

All updates will be communicated via notice on InfoPost

NOTE: Dates are subject to change

Additional Questions?

Team Line: 866.581.6487

Bill Hammers

Customer Services Manager

bill_hammers@tcenergy.com

desk: 832.320.5006 **mobile:** 713.277.5162

Bonnie Carroll

Business Analyst- Commercial

bonnie_carroll@tcenergy.com

desk: 832.320.5011 **mobile:** 281.753.3767

ICE: bocarroll

Mark Begley

Business Analyst- Commercial

Mark_begley@tcenergy.com

desk: 402.492.7327 **mobile:** 402.960.6934

ICE: mabegley

Micah Harp

Business Analyst- Commercial

Micah_Harp@tcenergy.com

desk: 832.320.5534 **mobile:** 346.619.6745

ICE: mharp